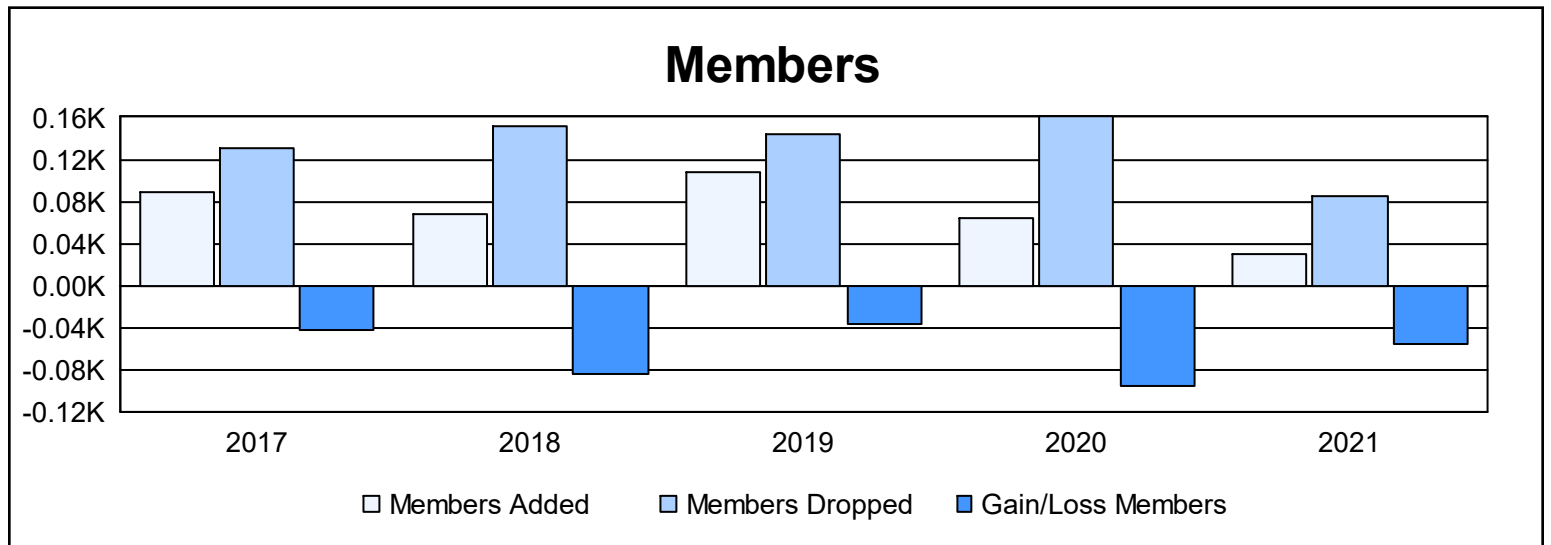
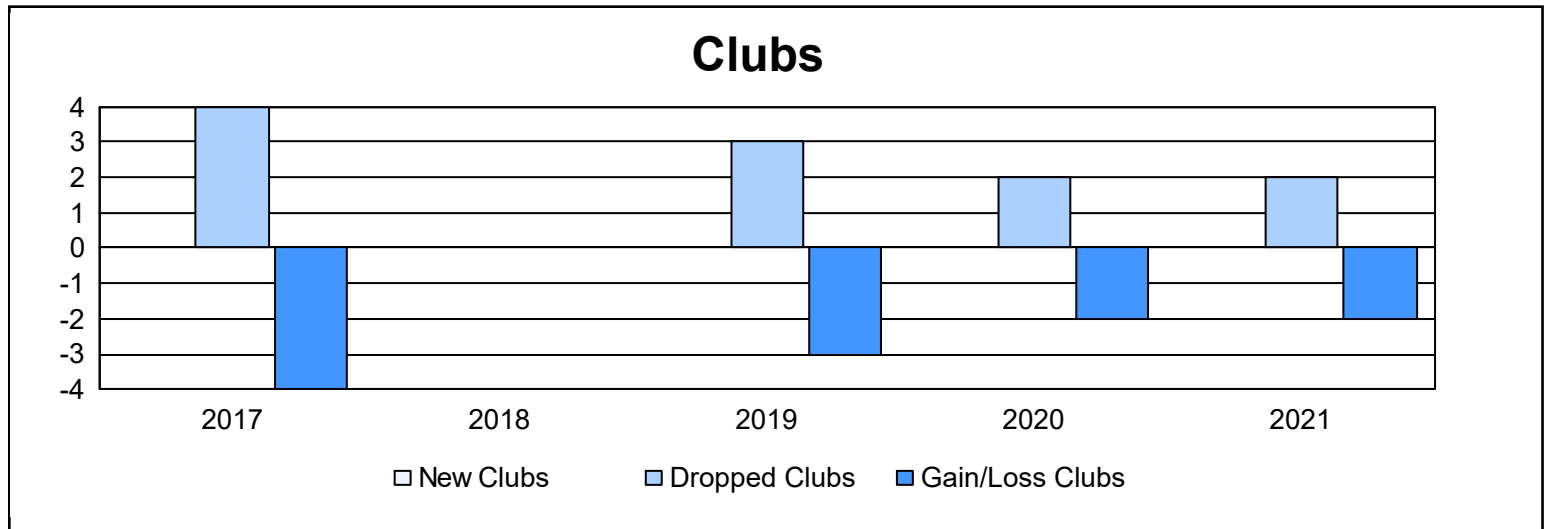
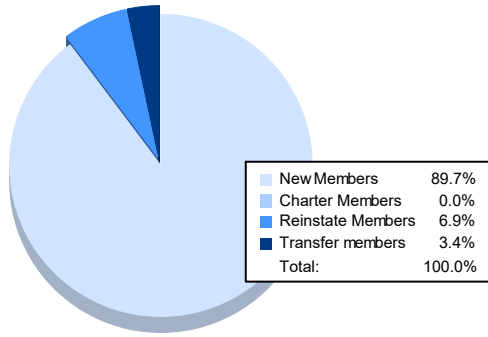


| Year | New Clubs | Dropped Clubs | Gain/ Loss Clubs | New Members | Charter Members | Reinstate Members | Transfer Members | Total Member Added | Total Members Dropped | Gain/ Loss Members |
|----------------|-----------|---------------|------------------|-------------|-----------------|-------------------|------------------|--------------------|-----------------------|--------------------|
| 2016-2017 | 0 | 4 | -4 | 80 | 0 | 2 | 7 | 89 | 131 | -42 |
| 2017-2018 | 0 | 0 | 0 | 60 | 0 | 1 | 6 | 67 | 151 | -84 |
| 2018-2019 | 0 | 3 | -3 | 92 | 8 | 3 | 4 | 107 | 143 | -36 |
| 2019-2020 | 0 | 2 | -2 | 55 | 1 | 4 | 4 | 64 | 160 | -96 |
| 2020-2021 | 0 | 2 | -2 | 26 | 0 | 2 | 1 | 29 | 85 | -56 |
| Average | 0 | 2 | -2 | 63 | 2 | 2 | 4 | 71 | 134 | -63 |



Membership Composition June 2021 Cumulative



Gender Composition June 2021 Cumulative

